

Balance

Automation for counterweight garage doors up to 10 m²

Electromechanical locked gearmotor complete with adjustable electromechanical limit switches.

Bronze and steel transmission system.
Equipped with integrated courtesy light and handle for manual operation.
The optional kit available as accessory allows to unlock the door from outside the garage.

Embedded control unit with obstacle detection function, slowdown can be adjusted both in opening and closing.
Integrated radio receiver.
Also available without control unit.
Suitable for dual motor installation with fixing arms and fittings.



Garage Door Automation



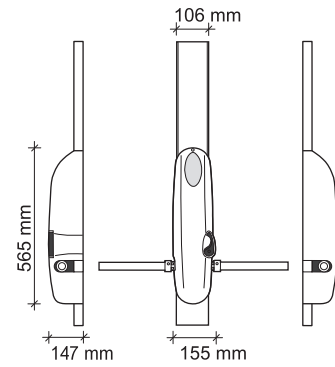
PROTECO S.r.l.
Via Neive, 77 - 12050 CASTAGNITO (CN) ITALY
Tel. +39 0173 210111 - info@proteco.net



THE RANGE

	Power supply	Drive track	Control board
BALANCE	230V	1,5 m	Q80S
BALANCE CN	230V	1,5 m	-

DIMENSIONS

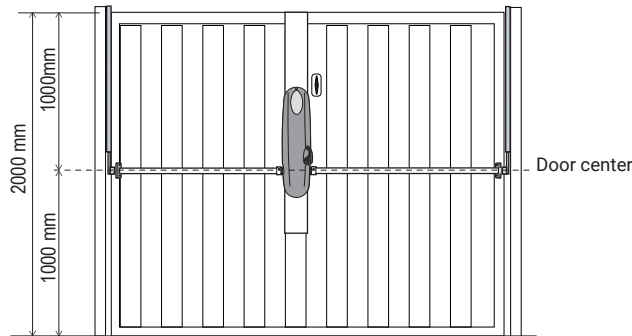


TECHNICAL FEATURES


BALANCE	
Max. door width	10 m
Power supply	230V ac
Rated power	250W
RPM	1400
Capacitor	12,5 µF
Absorption	1,3 A
Working temperature	-20° C / +55° C
Weight	8 Kg
IP protection	IP 30

DOOR TYPE

Non-protruding overhead door



OPTIONAL ACCESSORIES



E102C
Straight arms kit for central mounting



E102L
Fittings kit for side mounting



E107A
Drive rack
1,5 m - 2,0 m




IKON
4-ch remote control



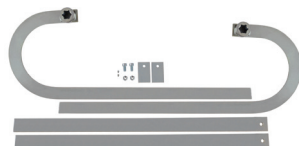
LUCE
LED 24V
flashing light



RF40
Photocell 12-24V



E102U
Curved arms kit for central mounting



E102UL
Curved arms kit for side
mounting double motor



E101
Release kit for
existing lock



RC22
Mechanical safety
strip 24 mm x 2,5 m



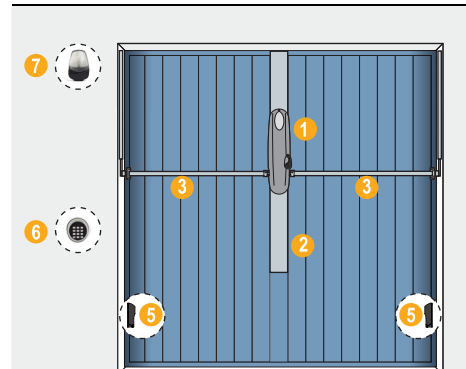
RT37
Wireless
keypads



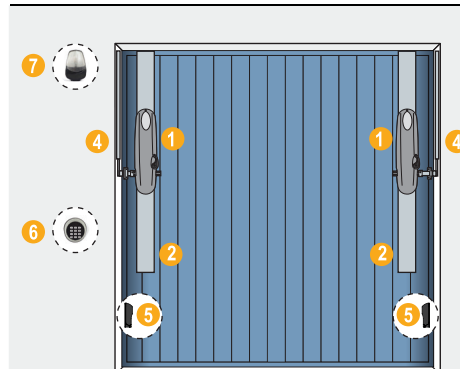
RS15
Key switch

INSTALLATION MAP

CENTRAL APPLICATION



SIDE APPLICATION



- 1_Door opener featuring control board and radio receiver
- 2_Drive track
- 3_Fittings for central application
- 4_Fittings for side application
- 5_Photocells
- 6_Wireless keypad
- 7_Flashing light